




# DBC/DBI

PPG's DELTRON® 2000 (DBC) Basecoat is a state-of-the-art, premium quality basecoat/clearcoat system designed to provide outstanding color match for today's OEM finishes. DBC Basecoat is easy to spray and performs well in all shop environments.

*Deltron* 2000 (DBI) Interior color was developed for interior and underhood color matching purposes. It is mixed directly from the *Deltron* Mixing System.

DBI must be reduced with the appropriate DT Reducer and does not require clearcoat.



### Features & Benefits

- Available in Domestic & Import Colors
- Fast drying
- Process efficiency

### Compatible Surfaces

DBC/DBI may be applied over:

- Cleaned and sanded OEM finishes
- DPLF Epoxy Primer
- *Deltron* Primer Surfacer and Sealers
- *Deltron* Plastic Adhesion Promoters
- DPLV 2.1 VOC Epoxy Primer
- ONECHOICE® Primer Surfacer and Sealers
- *OneChoice* Plastic Adhesion Promoters

For use with other PPG products, please refer to the specific product bulletin for over/under compatibilities.

### Required Products

#### Reducers

- DT860 Cool Temperature 60-70°F (16-21°C)
- DT870 Medium Temperature 65-80°F (18-27°C)
- DT885 Warm Temperature 75-90°F (24-32°C)
- DT895 Hot Temperature 85°F (29°C) and above
- DT898 Hot Temperature 95°F (35°C) and above

Deltron

# DBC/DBI

**Surface Preparation:**



**DBC**

- Wash painted surfaces thoroughly with soap and water to remove water-soluble contaminants. Then clean with appropriate PPG cleaner.
- Sand with 400-600 grit sandpaper or equivalent.
- Re-clean with appropriate PPG cleaner and prime or seal as needed.

**DBI (Interior):**

- Wash the area to be painted with soap and water. Then clean with the appropriate PPG cleaner.
- Lightly scuff with 400-600 grit sandpaper or equivalent.
- Re-clean with PPG cleaner
- Final wipe with SX103 MULTI-PREP™

**Bare plastic or rubber parts (DBC or DBI)**

- Refer to product bulletin for *Deltron* or *OneChoice* Plastic Adhesion Promoter.

**Mix Ratio:**



**Standard Reduction:**

$$\frac{\text{DBC/DBI}}{1} : \frac{\text{DT8xx Reducer}}{1}$$

(Do not use DT8110 Retarder in DBC/DBI)



**DBC9700 Standard Reduction\*:**

Reduce DBC9700 color 25-50% with the DT Reducer best suited to shop temperature and size of job.

$$\frac{\text{DBC9700}}{1} : \frac{\text{DT8xx Reducer}}{1/4 - 1/2}$$

\*Must be sealed when topcoating with Black DBC/DBI

**DX57 Basecoat Activator Option for DBC:**

5% DX57 may be added to RTS DBC

**Note:** DX57 must be added

- In all tri-coat systems (both ground and midcoat layers)
- VIBRANCE COLLECTION® Color Systems



**Pot Life:**

There is no pot life for the standard DBC/DBI and DBC9700 Reductions  
2 hours at 70°F (21°C) for mixes containing DX57

**Additives:**



**DX57 Basecoat Activator:** 5% to RTS color or 10% to unreduced color

DBC/DBI does not require a flexible additive.

**Air Pressure and Spraygun Setup:**



**HVLP:**

8-10 psi at the air cap

**Compliant:**


29-40 psi at the gun




**Gun Setup:**

1.2-1.4 mm or equivalent

Note: For best overall results, refer to spraygun manufacturer's recommendations for inlet air pressures.

# DBC/DBI

<b>Application:</b>		<b>Apply:</b>	2-3 coats or until proper color is achieved
		<b>Film build per coat:</b>	0.4 mils

<b>Drying Times:</b>		<b>Between Coats:</b>	<u>Standard Reduction</u> 5-10 minutes at 70°F (21°C)	<u>With DX57</u> 10-15 minutes at 70°F (21°C)	
			<b>Air Dry:</b>		
			<b>Dust Free:</b>	5-10 minutes at 70°F (21°C)	10-15 minutes at 70°F (21°C)
		<b>Tape Free:</b>	20-40 minutes at 70°F (21°C)	30-60 minutes at 70°F (21°C)	
		<b>Dry to Clearcoat:</b>	15 minutes at 70°F (21°C) 24 hours maximum to clearcoat	15 minutes at 70°F (21°C) 24 hours maximum to clearcoat	

If the basecoat color is allowed to dry more than 24 hours, it must be scuffed and new basecoat color applied.

**Striping or Two Toning:**

Tape time of DBC/DBI is 20-40 minutes at 70°F (21°C) and 50% relative humidity. All striping, two toning and clearcoating must be completed within 24 hours. If allowed to dry for more than 24 hours, the DBC Colors must be sanded and reapplied. Avoid thick films of DBC.

<b>Compatible Clearcoats:</b>	DC2000 <i>Deltron</i> Ultra Velocity Clear
	DC3000 <i>Deltron</i> High Velocity Clear
	DC4000 <i>Deltron</i> Velocity Premium Clear
	DC4010 <i>Deltron</i> Velocity Premium Clear LV
	DCU2002 CONCEPT® Urethane Clear
	DCU2021 <i>Concept</i> Urethane Clear
	DCU2042 <i>Concept</i> Low VOC Speed Clear
DCU2060 FLEXED "N" FLAT™ Clear	

**Note:** For Tricoat systems:

- DX57 is required for all layers of DBC tricoat color.
- To meet the multi-stage limit of 5.20 lbs./ US gal. use a clear coat with a RTS VOC maximum of 4.20 lbs./ US gal.
- To meet the multistage limit of 5.00 lbs./ US gal. use a clear coat with a RTS VOC maximum of 3.88 lbs./ US gal.

<b>Equipment Cleaning:</b>	Spray guns, gun cups, storage pots, etc., should be cleaned thoroughly after each use with any appropriate PPG general purpose solvent.
----------------------------	---

# DBC/DBI

## Technical Data:

	Standard Reduction	With DX57	Tricoat Colors (With DX57)
Volume Ratio	1 : 1	1 : 1 + 5%	1 : 1 + 5%
VOC Package g/L	623-738	623-738	623-738
VOC Package lbs./ US Gallon	5.20-6.16	5.20-6.16	5.20-6.16
Package VOC Regulatory (Less Water, Less Exempts) g/L	623-738	623-738	623-738
Package VOC Regulatory (Less Water, Less Exempts) lbs./US gallon	5.20-6.16	5.20-6.16	5.20-6.16
RTS VOC Regulatory (Less Water, Less Exempts) g/L	695-791	683-762	683-743
RTS VOC Regulatory (Less Water, Less Exempts) lbs./ US gallon	5.80-6.60	5.70-6.36	5.70-6.20
Total Solids by Weight (RTS)	9-31%	14-33%	14-33%
Total Solids by Volume (RTS)	7-15%	10-18%	10-18%
Sq. Ft. Coverage / US Gallon (RTS) / 1 mil / 100% Transfer Efficiency	112-241	160-289	160-289

See clearcoating section for VOC requirements for tricoat system clearcoats.

### See Safety Data Sheet and Labels for additional safety information and handling instructions.

**Important:** The contents of this package must be blended with other components before the product can be used. Before opening the packages, be sure you understand the warning messages on the labels of all components since the mixture will have the hazards of all its parts. Improper spray technique may result in a hazardous condition. Follow spray equipment manufacturer's instructions to prevent personal injury or fire. Follow directions for respirator use. Wear eye and skin protection. Observe all applicable precautions.

#### EMERGENCY MEDICAL OR SPILL CONTROL INFORMATION (412) 434-4515; IN CANADA (514) 645-1320

Materials described are designed for application by professional, trained personnel using proper equipment and are not intended for sale to the public. Products mentioned may be hazardous and should only be used according to direction, while observing precautions and warning statements listed on label. Statements and methods described are based upon the best information and practices known to PPG Industries. Procedures for applications mentioned are suggestions only and are not to be construed as representations or warranties as to performance, results, or fitness for any intended use, nor does PPG Industries warrant freedom from patent infringement in the use of any formula or process set forth herein.

PPG Automotive Refinish  
19699 Progress Drive  
Strongsville, OH 44149  
800.647.6050

PPG Canada Inc.  
2301 Royal Windsor Drive, Unit #6  
Mississauga, Ontario L5J 1K5  
888.310.4762

Follow us online:  
[www.ppgrefinish.com](http://www.ppgrefinish.com)

