



Acrylic Enamel - VA

Description Value-PRO™ Acrylic Enamel is a fast, cost-efficient topcoat for auto refinish. It may be used unactivated, or activated with Value-PRO Hardener. (For activated option, see product data sheet RM 2608.)

Products	Color:	Value-PRO	VA Mixed color
	Thinner:	P830-2065	Fast
		P830-2075	Medium
		P830-2085	Slow
		P830-2095	Extra Slow
		P830-2097	Super Slow

Suitable for use over:

Old paintwork in good condition, cleaned and sanded.

P330-1200	Epoxy Primer
P330-1300	Acrylic Surfacer
P330-1400	Synthetic Sealer
P330-1700	2K Hi-Build Primer-Surfacer
P330-1600	2 Pack Sealer
P330-1800	Plastic Primer
P330-1100	Self-Etching Primer. Self Etch Primer must be overcoated with surfacer or a sealer prior to the application of VA. Any of the above except P330-1300 Epoxy.

Surface Preparation

Old paintwork: Wash with soap and water and rinse well. Remove tar and grease with P830-2066 Cleaner. Sand, re-clean with P830-2066 Cleaner and then apply an appropriate primer, following the product data sheet.

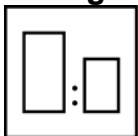
Sanding



Old finishes and primer surfacers:

Hand sand 600 grit wet
Or machine sand 400 grit dry

Mixing




By volume:


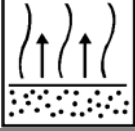
VA Color: 4 Parts
Thinner: 1 Parts

Pot Life: Indefinite

Additives

See datasheet RM 2620
• P300-9004 Fisheye Preventer

Application 	Conventional gun:	Tip size 1.3 – 1.6 mm Air pressure 40-50 psi at the gun
	HVLP gun:	Tip size 1.2 – 1.5 mm Air pressure 10 psi max at the tip HVLP: Refer to manufacturer's inlet pressure requirements.

Coats 	3 coats, or to hiding	Flash Time 	5-10 minutes between coats (@ 70°F/21°C)
---	-----------------------	--	---

Drying 	Air Dry (@ 70°F/21°C)	Tack Free: 30-40 minutes Tape Free: 4 hours Polish / Into Service: 16 hours @70°F/21°C
	Force Dry:	30 minutes @140°F/60°C Into Service: 8 hours (next day)
	Infra Red (medium wave):	10-15 minutes
	Rectification or Recoat	After "into service" time, small defects may be sanded out and topcoat re-applied – 8 hours min. – overnight recommended.

Process Notes
 Matting Agent P350-3199 **CANNOT** be used in Value-PRO VA. Where a matt finish is required, use VU.

P330-1100 Self-Etching Primer must be overcoated with a Surfacer/Sealer before topcoating with VA.

Clearcoat may be applied over Value-PRO VA, after 8 hours, preferably overnight @ 70°F (21°C)

Clean up equipment immediately after use, using Value-PRO thinner or another suitable solvent. Dispose of waste in accordance with applicable regulations.

VOC Coverage Package = 4.5 lb/gal, Applied = 5.0 lb/gal (maximum)
 500 sq. ft. / gal, at 1 mil dry film.

See Material Safety Data Sheet and Labels for additional safety information and handling instructions
EMERGENCY MEDICAL OR SPILL CONTROL INFORMATION:
 USA (412) 434-4515; IN CANADA (514) 645-1320; MEXICO 91-800-00-214