

TECHNICAL DATASHEET

Issue date:
 March 2024

SELEMIX® DIRECT PRO SATIN

PRODUCT DESCRIPTION

Selemix Direct Pro Satin is a versatile, high solids 2-pack Acrylic PU finish that can be applied directly to a variety of substrates without need for a primer, giving a very efficient process.

It gives a high quality satin finish with good colour and UV stability. Its good anticorrosive properties make it suitable for the finishing and protection of machinery, agricultural and construction equipment, and many other industrial painting applications.

PRODUCTS

- 7-156 *Selemix* Direct Pro Satin White Colours
- 7-155 *Selemix* Direct Pro Satin Neutral Colours

Hardeners:

- 9-158 Fast Hardener for Acrylic
- 9-154 Medium Hardener for Acrylic
- 9-152 Slow Hardener for Acrylic

Thinners:

- 1-155 Extender Thinner
- 1-156 Slow Extender Thinner

Additive:

- 6-115 Flexible Additive




SUBSTRATES AND PREPARATION



Steel (Blast Cleaned)	Blast clean to ISO 8501-1 SA 2.5 with a blast profile of maximum 40 µm Rz
Steel / Stainless Steel	Machine sand with P80-120 discs and degrease
Galvanised steel	Abrade with SCOTCHBRITE® and degrease
Aluminium	Machine sand with P240-320 discs and degrease
Painted Surfaces	Machine sand with P240-320 discs and degrease
<i>Selemix</i> Epoxy Primer or PU Primer	Refer to Primer TDS for recoat time
GRP	Machine sand with P240-320 discs and degrease
Plastics : PA, PC, ABS, PC/ABS, PMMA, PVC (**PP)	Abrade with SCOTCHBRITE® and degrease **PP must be flame treated before painting
Apply only on a clean and dry surface with a temperature above the dew point to avoid condensation. In confined spaces, provide adequate ventilation during application and drying.	




MIXING

Thoroughly mix paint before activating and check colour before use




	Features	Conventional	Air-Assisted Airless
	By Weight: 7-155 / 7-156 Topcoat 9-15X Hardener Thinner	1000 250 200-250	1000 250 50-150
	By Volume: 7-155 / 7-156 Topcoat 9-15X Hardener Thinner	3 1 0.75-0.9 (25-30%)	3 1 0.2-0.6 (7-20%)
	Viscosity (at 20°C): Pot Life/Double Vx (at 20°C): Workable Time (at 20°C):	28-36 secs DIN4 1.5-2 hours 1.5 hours	45-100 secs DIN4 1.5-2 hours 1 hour

FOR PLURAL MIX EQUIPMENT:


Paint is pre-thinned as below and used through plural mix equipment to mix the hardener.
Use 9-152 Hardener.

	Features	Plural Mix Air Assisted Airless Spray		
		Very High Build	High Build	Standard
	By Weight: 7-155 / 7-156 Topcoat + Thinner 9-152 Hardener	1000 + 50 Pre-mixed 250	1000 + 100 Pre-mixed 250	1000 + 150 Pre-mixed 250
	By Volume: 7-155 / 7-156 Topcoat + Thinner 9-152 Hardener	3 + 0.2 Thinner Pre-mixed 1	3 + 0.4 Thinner Pre-mixed 1	3 + 0.6 Thinner Pre-Mixed 1
	Viscosity (at 20°C):	100-120 secs DIN4	65-75 secs DIN4	45-55 secs DIN4

APPLICATION

Features	Conventional	Air-Assisted Airless
 Spraygun setup: Air Pressure: (refer to spraygun manufacturer) Fluid Pressure:	Nozzle: Gravity: 1.8mm Suction: 1.8-2.0mm Pressure feed: 1.2-1.4mm HVLP: 2 Bar Standard: 2.5-3 Bar N/A	Nozzle: 09-11 thou 0.23-0.28mm 2.5 Bar 100 Bar
 Number of coats: Flash-off between coats:	2 15 mins	2 (or 1 Visit) 15-20 mins (or 2 mins for 1 Visit)
 Drying: Flash-off before bake: Wet Film Thickness: Dry Film Thickness:	Air dry or bake at 50°C for 30-45 mins 10-15 mins 150-175 microns (2 x 75 -100 µm) 90-110 microns	Air dry or bake at 50°C for 30-45 mins 10-15 mins 150-175 microns (130-150 µm 1 Visit) 90-110 microns (70-80 µm 1 Visit)
Film Thickness Note:	Dry film thicknesses of 120 microns can be achieved (e.g. for use over blast cleaned steel) by applying one light coat, followed by 2 full coats.	

DRYING TIMES

 at 20°C	Dust Free Touch Free Tape Free Handleable Hard Dry	20 mins (or 15 mins with Fast Hardener) 3 hours (or 2 hour with Fast Hardener) 6 hours (or 3 hours with Fast Hardener) 8 – 10 hours (or 5 - 6 hours with Fast Hardener) 1 day (or overnight with Fast Hardener)
Stoving:		30 minutes @ 50°C (according to film thickness)
Overcoating time:		Minimum: when Hard Dry Maximum: 1 month by itself without sanding
Note:		Lower temperature or DFT higher than 100µm will extend drying times

STRUCTURED / TEXTURED FINISH

A structured / textured finish can be achieved with Selemix Direct Pro using the following process.

1. Apply a first coat of 7-15X as normal, ensuring that the film thickness is sufficient to cover and protect the substrate.
2. Allow 30 mins flash-off time at 20C
3. Mix the 7-15X Direct Pro 3:1:0-0.2 with 9-15X Hardener and 1-155 Thinner
More thinner will give a finer texture and less thinner will give a coarser texture.
4. Apply a coat using a gravity gun with a 1.8-2.5mm tip at 0.1-0.3 Bar pressure
Lower pressures will give a coarser texture, higher pressures, a finer texture
5. Air dry, or allow 15 mins flash-off before baking.

FLEXIBILISING

Selemix Direct Pro can be flexibilised to give improved flexibility and mechanical properties

Mixed Colours in 7-51X Direct Pro are mixed 1000 : 20 by weight with 6-115 Flexible Additive (2% by weight)

The Selemix Direct Pro should then be activated and thinned as normal.

TECHNICAL DATA

Based on ready-for-use mixed paint including thinner:	Conventional Spray	Air-Assisted Airless Spray and Plural Mix
VOC (g/L):	462-483 g/L	404-455g/L
Solid content (weight):	56-61%	59-67%
Solid content (volume):	47-49%	50-56%
Solvent content (weight):	39-44%	33-41%
Specific gravity:	1.10-1.18	1.11-1.21
Theoretical coverage at 100 microns DFT:	4.7-4.9 m ² /L	5.0-5.6 m ² /L
Theoretical coverage at 100 microns DFT:	4.0-4.5 m ² /Kg	4.1-5.0 m ² /Kg
Theoretical solvent emission per sq. m at 100 microns DFT:	94-103g per m ²	72-91g per m ²
Gloss:	Satin	Satin

PRODUCT CODES AND DESCRIPTIONS

Selemix Code	Short Code	Product Description	Packsize	
7-156/E18K	7-156	Direct Pro Satin Binder White Colours	18	K
7-156/E4.5K	7-156	Direct Pro Satin Binder White Colours	4.5	K
7-155/E15K	7-155	Direct Pro Satin Binder Neutral Colours	15	K
7-155/E3.75K	7-155	Direct Pro Satin Binder Neutral Colours	3.75	K
9-158/E1	9-158	Fast Hardener For Acrylic	1	Lt
9-158/E5	9-158	Fast Hardener For Acrylic	5	Lt
9-154/E1	9-154	Medium Hardener For Acrylic	1	Lt
9-154/E5	9-154	Medium Hardener For Acrylic	5	Lt
9-152/E1	9-152	Slow Hardener For Acrylic	1	Lt
9-152/E5	9-152	Slow Hardener For Acrylic	5	Lt
1-155/E5	1-155	Extender Thinner	5	Lt
1-156/E5	1-156	Slow Extender Thinner	5	Lt
6-115/E1	6-115	Flexible Additive	1	Lt

HEALTH AND SAFETY

For comprehensive Health, Safety and Environmental advice, please refer to the relevant Material Safety Data Sheets and Product can labels.

THIS PRODUCT IS FOR PROFESSIONAL USE ONLY

The information given in this sheet is for guidance only. Any person using the product without first making further enquiries as to the stability of the product for the intended purpose does so at his own risk and we can accept no liability for the performance of the product or for any loss or damage (other than death or personal injury resulting from our negligence) arising out of such use. The information contained in this sheet is liable to modification from time to time in the light of our experience and our policy of continuous product development. Drying times quoted are average times at 20°C. Film thickness, humidity and shop temperature can all affect drying times.

FOR FURTHER INFORMATION PLEASE CONTACT:

Selemix Customer Service and Sales Group
 Needham Road
 Stowmarket, Suffolk
 IP14 2AD, England
 Tel: 01449 771771