

Product Information

EC550 En-V® Ultra Gloss Clearcoat

Product Description

The EC550 is a high gloss overall clearcoat designed specifically for use with ENVIROBASE® High Performance Waterborne Basecoat. EC550 has outstanding appearance and gloss retention and is ideal for high temperature and/or large job applications. This premium clearcoat continues the easy to apply characteristics of the *En-V* clearcoat platform and provides a robust application window under extreme conditions. EC550 *En-V* Ultra Gloss Clearcoat is compliant in all North American refinish markets.

Preparation of Substrate



- Wash all surfaces to be painted with soap and water, then apply the appropriate ONECHOICE® or DELTRON® cleaner. Ensure that the substrate is thoroughly cleaned and dried both before and after application work.
- Wet sand with US 500-600 / European P800-P1200 grade paper or dry sanding with US 400-500 / European P600-P800 grade paper.
- Wash off residue and dry thoroughly before re-cleaning with appropriate *OneChoice*, *Global Refinish System* or *Deltron* substrate cleaner. The use of a SX1070 *OneChoice* tack rag is recommended.

APPLICATION GUIDE:

Mixing Ratio for EC550 En-V Ultra Gloss Clearcoat



EC550: 3 parts
ECH5075: 1 part
ECRxx/DT18xx 1 part



Usable Pot Life at 70°F (21°C): 2 hours

Hardener:

ECH5075 Standard Hardener

Reducer:

ECR65	Low Temp Reducer	DT1845	Compliant Reducer Normal
ECR75	Mid Temp Reducer	DT1850	Compliant Reducer Medium
ECR85	High Temp Reducer	DT1855	Compliant Reducer Slow
ECR98	Hot and Humid Ultra High Temp Reducer		

See reducer selection guide on page 4 for additional information

ECR98 is the required retarder for all markets.

Optional Additives:

SLV814 Universal Flexibilizer: add 10% to RTS volume
SL93LV Accelerator: add 2% to RTS quart
SLV73 Fisheye Eliminator: add 1 oz. to RTS quart

SLV814 Universal Flexibilizer is recommended not required for plastic parts

Spraygun Set-up and Pressure:

Fluid Tip: 1.3 - 1.5 mm
Spray Viscosity: 15 secs DIN4 at 70°F (21°C)
HVLP: 10 maximum psi at the cap
Compliant: 29 - 40 psi at the gun

Note: Refer to the spray gun manufacturer's recommendations for optimum inlet air pressures.

Application:

Apply: 2 medium wet coats

Film Build:

Minimum Dry Film Build:	2.0 mils
Maximum Dry Film Build:	3.5 mils
Recommended film build per coat wet:	2.0 - 2.5 mils
Recommended film build per coat dry:	1.0 - 1.5 mils

Flash Off at 70°F (21°C):

Flash: 10 - 15 minutes between coats

Drying Times:

Air Dry to Re-assemble: Overnight
70°F (21°C)



Purge Time: 10 - 15 minutes
70°F (21°C)

Force Dry: 35 minutes
140°F (60°C)

Tape Time: 6 hours or overnight
70°F (21°C)

IR (Infrared): N/A

All force dry times are quoted for metal temperature. Additional time must be allowed during force dry to allow metal to reach recommended temperature.

Overcoat / Recoat / Polishing:



Overcoat/Recoat Time: 2 hours after recommended air dry or force dry bake cycle.



Re-Repair: Re-repair area must be sanded appropriately before recoating with primer, color or clearcoat

Overcoat with: *Envirobase* High Performance primer, color or clearcoat.

Polishing: After recommended air dry or force dry and cool down, minor dirt nibs can be removed. Sand with P1500 or finer and follow normal polishing procedures.

Performance Guidelines:

Allow basecoat to thoroughly dry before applying EC550 *En-V* Ultra Gloss Clearcoat. If allowed to dry longer than 24 hours, additional basecoat must be applied before clearcoating. The timing will depend on film thickness, temperature and humidity.

Technical Data:

RTS Combinations	EC550 : ECH5075 : ECRxx/DT18xx	EC550 : ECH5075 : ECRxx/DT18xx + SLV814	EC550 : ECH5075 : ECRxx/DT18xx+ SL93LV	EC550 : ECH5075 : ECRxx/DT18xx+ SLV73
Applicable Use Category	Clear Coating	Clear Coating (Flexed)	Clear Coating	Clear Coating
Volume Ratio:	3 : 1 : 1	3 : 1 : 1 +10%	3: 1 : 1 +2%	3 : 1 : 1 +5%
VOC Actual (g/L)	43-140	43-131	42-137	42-133
VOC Actual (lbs./ US gal.)	0.36-1.17	0.36-1.09	0.35-1.14	0.35-1.11
VOC Regulatory (less water, less exempt (g/L)	93-241	95-234	93-241	93-241
VOC Regulatory (less water, less exempt (lbs./ US gal.)	0.78-2.01	0.79-1.95	0.78-2.01	0.78-2.01
Density (g/L)	1148-1204	1155-1207	1152-1208	1158-1204
Density (lbs./ US gal)	9.58-10.05	9.64-10.07	9.61-10.08	9.66-10.05
Volatiles wt.%	59.1-61.3	60.5-62.4	60.1-62.1	61.3-63.0
Water wt.%	0.0	0.0	0.0	0.0
Exempt wt.%	47.0-57.7	49.2-58.8	48.4-58.6	49.8-59.6
Water vol.%	0.0	0.0	0.0	0.0
Exempt vol.%	41.9-53.4	43.9-54.4	43.1-54.3	44.6-55.5
Solids vol.%	41.8-41.9	40.9-41.0	41.0-41.1	40.0
Solids wt.%	38.7-40.9	37.6-39.5	37.9-39.9	37.0-38.7
Sq. Ft. Coverage at 1 mil. at 100% transfer efficiency	670-672	656-658	658-660	642

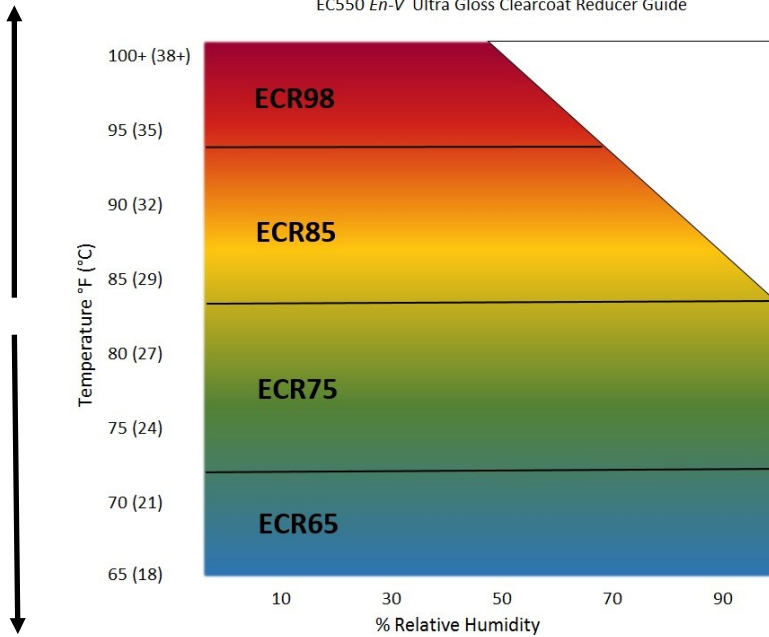
EC550 En-V Ultra Gloss Clearcoat Reducer Selection Guide

EC550 En-V Ultra Gloss Clearcoat Reducer Guide

Higher Air Movement
Temperature and Humidity
(Larger)

Average Air Flow & Humidity
12,000-24,000 CFM - 30%-90% RH

Lower Air Movement
Temperature and Humidity
(Smaller)



Temperature, Air Flow, Humidity and Size of the Repair will affect Reducer selection

HEALTH AND SAFETY


See Safety Data Sheet and Labels for additional safety information and handling instructions.



- The contents of this package may have to be blended with other components before the product can be used. Before opening the packages, be sure you understand the warning messages on the labels and SDS of all the components, since the mixture will have the hazards of all its parts.
- Improper handling and use, for example, poor spray technique, inadequate engineering controls and/or lack of proper Personal Protective Equipment (PPE), may result in hazardous conditions or injury.
- Follow spray equipment manufacturer’s instructions to prevent personal injury or fire.
- Provide adequate ventilation for health and fire hazard control.
- Follow company policy, product SDS and respirator manufacturer’s recommendations for selection and proper use of respiratory protection. Be sure employees are adequately trained on the safe use of respirators per company and regulatory requirements.
- Wear appropriate PPE such as eye and skin protection. In the event of injury, see first aid procedures on SDS.
- Store waterborne and solvent borne waste separately. A competent agent with appropriate certification must handle all waterborne wastes. Wastes must be disposed in accordance with all Federal, State, Provincial and local laws and regulations.
- Always observe all applicable precautions and follow good safety and hygiene practices.



Emergency Medical or Spill Control Information: (412) 434-4515; In Canada (514) 645-1320

Materials described are designed for application by professional, trained personnel using proper equipment and are not intended for sale to the general public. Products mentioned may be hazardous and should only be used according to directions, while observing precautions and warning statements listed on label. Statements and methods described are based upon the best information and practices known to PPG Industries. Procedures for applications mentioned are suggestions only and are not to be construed as representations or warranties as to performance, result, or fitness for any intended use, nor does PPG Industries warrant freedom from patent infringement in the use of any formula or process set forth herein.



PPG Automotive Refinish
19699 Progress Drive
Strongsville, OH 44149
800.647.6050

PPG Canada Inc.
2301 Royal Windsor Drive, Unit #6
Mississauga, Ontario L5J 1K5
888.310.4762

Follow us online:  

www.ppgrefinish.com

© 2024 PPG Industries, Inc. All rights reserved
Deltron, En-V, Envirobase, OneChoice, PaintManager and the PPG Logo are registered trademarks and We protect and beautify the world is a trademark of PPG Industries Ohio, Inc.