



2-Pack Urethane -VU

| | |
|--------------------|--|
| Description | Value-PRO™ 2-Pack Urethane is a fast, cost-efficient polyurethane topcoat for auto refinish. |
|--------------------|--|

| | | | |
|-----------------|-----------|-----------|----------------|
| Products | Color: | Value-PRO | VU mixed color |
| | Hardener: | P315-3500 | |
| | Thinner: | P830-2065 | Fast |
| | | P830-2075 | Medium |
| | | P830-2085 | Slow |
| | | P830-2095 | Extra Slow |
| | | P830-2097 | Super Slow |

Suitable for use over:

Old paintwork in good condition, cleaned and sanded.

P330-1200 Epoxy Primer

P330-1300 Acrylic Surfacer

P330-1400 Synthetic Sealer

P330-1700 2 K Hi-Build Primer-Surfacer

P330-1600 2 Pack Sealer

P330-1800 Plastic Primer

P330-1100 Self-Etching Primer. Self Etch Primer must be overcoated with a surfacer or a sealer prior to the application of VU. Any of the above **except** P330-1300 Epoxy.

Surface Preparation

Old paintwork: Wash with soap and water and rinse well. Remove tar and grease with P830-2066 Cleaner. Sand, re-clean with P830-2066 and then apply an appropriate primer, following the product data sheet.

Sanding

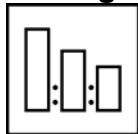


Old finishes and primer surfacers:

Hand sand 600 grit wet

Or machine sand 400 grit dry

Mixing



VU Color: 8 Parts

Hardener: 1 Part

Thinner: 2 Parts


Pot Life: 8 hours


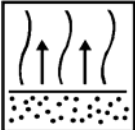
By volume:

Additives

– see datasheet RM 2620

- P300-9002 Accelerator
 - P300-9003 Potlife Extender
 - P300-9004 Fisheye Preventer
 - P300-9005 Flexible Additive
 - P350-3199 Matting Agent
-

| | | |
|---|-------------------|--|
| Application  | Conventional gun: | Tip size 1.3 – 1.6 mm Air pressure 40-50 psi at the gun |
| | HVLP gun: | Tip size 1.2 – 1.5 mm Air pressure 10 psi max at the tip HVLP: Refer to manufacturer's inlet pressure requirements |

| | | | |
|---|-------------------------|--|---|
| Coats  | 2-3 coats, or to hiding | Flash Time  | 5-10 minutes between coats (@ 70°F/21°C) |
|---|-------------------------|--|---|

| | | |
|--|-----------------------------|---|
| Drying  | Air Dry (@ 70°F/21°C) | Dust Free: 45 min Tack Free: 3-5 hours Tape Free: 12 hours Into Service: 16 hours @ 70°F/21°C |
| | Force Dry: | 30 minutes @ 140°F/60°C Polish / Into Service: 8 hours (next day) |
| | Infra Red (medium wave): | 10-15 minutes |
| | Rectification or Recoat: | After "into service" times, small defects may be sanded out and topcoat re-applied after 8 hours, preferably overnight. |

Process Notes

Matting Agent may be added for a low gloss finish. See Additives Data Sheet RM 2620.

VU may be clearcoated for enhanced durability and appearance. Apply 2 coats of P390-4000 or P390-4001 clearcoat after 8 hours air dry, or within 5 days.

Activated Clearcoat may also be incorporated in to the final coat of Value-PRO VU, at up to 25% by volume. See RM 2618 or RM 2619.

Clean up equipment immediately after use, using Value-PRO thinner or another suitable solvent. Dispose of waste in accordance with applicable regulations.

| | |
|-----------------|--|
| VOC | Package = 4.8 lb/gal, Applied = 5.0 lb/gal (maximum) |
| Coverage | 520 sq. ft. / gal, at 1 mil dry film. |

See Material Safety Data Sheet and Labels for additional safety information and handling instructions

EMERGENCY MEDICAL OR SPILL CONTROL INFORMATION:

USA (412) 434-4515; IN CANADA (514) 645-1320; MEXICO 91-800-00-214