



PDS N4.18 NR

July 2020

AQUABASE[®] PLUS P565-3181, P565-3185, P565-3187 HS Plus Wet-on-Wet Sealers

For use in National Rule areas

PRODUCT DESCRIPTION

AQUABASE[®] Plus HS Plus Wet-on-Wet Sealers are premium performance undercoats developed for use under *Aquabase Plus* waterborne basecoat color. They offer easy application, smooth blend edge with excellent holdout and durability.








As components of the Spectral Grey undercoat system, HS Plus Wet-on-Wet Sealers are available in white, grey and dark grey and are used to achieve the full range of Spectral Grey shades SG01 through SG07. Each basecoat formula references a specific Spectral Grey undercoat shade. Using the specified Spectral Grey undercoat is a vital step to achieve proper color match with consistent results.

- *Spectral Grey System = Reduced color costs*
- *Fast Dry = Reduced Process Time*
- *Excellent Holdout and Durability = Superior Blending*

Products	
P565-3181 (White)/-3185 (Grey) /-3187 (Dark Grey)	HS Plus Wet-on-Wet Sealers
P210-5475/-5476	Hardeners
P850-1772/-1775 P850-1693/-1694/-1695 P850-6910/-6911/-6912	Reducers Thinners

THESE PRODUCTS ARE FOR PROFESSIONAL USE ONLY

HS Plus Wet-on-Wet Sealers

PROCESS		
MIX RATIO 	P565-318x Wet-on-Wet Sealer P210-547X Reducer	4 parts 1 part 1 part
POTLIFE 	Sprayable Pot Life: Pot Life: Viscosity:	1 hour at 70°F (21°C) 15 - 17 seconds DIN4 at 70°F (21°C)
SPRAYGUN & AIR PRESSURE 	Fluid Tip: HVLP: Compliant:	1.4 - 1.6 mm 10 PSI cap pressure 29 - 40 PSI at the gun*
APPLICATION 	Apply:	1 coat (approximately 0.7-1.0 mils)
FLASH TIME 	Before topcoating:	15 minutes at 70°F (21°C)
DRY TIMES 	Air Dry: Dust-Free Dry to handle Infrared: Medium Wave Short Wave	10 minutes at 70°F (21°C) 20 - 30 minutes at 70°F (21°C) 10 minutes 5 minutes
TOPCOAT 	Before topcoating:	15 minutes at 70°F (21°C)
After 8 hours, sealer must be sanded. If sanded film is below 0.7 mil, sealer must be reapplied.		

All force dry times are quoted for surface temperature.
Additional time must be allowed during force dry to allow surface to reach recommended temperature.

THESE PRODUCTS ARE FOR PROFESSIONAL USE ONLY

HS Plus Wet-on-Wet Sealers

GENERAL PROCESS NOTES

SUBSTRATES

HS Plus Wet-on-Wet Sealers can be applied over:

Factory primer, GRP/Fiberglass, existing finishes in good condition, and polyester putties after degreasing and machine sanding with P320 - P400 grit dry.

E-Coat - After proper cleaning and degreasing, HS Plus Wet-on-Wet Sealers may be applied over OEM e-coat replacement parts without sanding. For optimum performance, exterior parts should be lightly abraded and cleaned prior to the application of Wet-on-Wet sealer.

Bare Metal - Before applying HS Plus Wet-on-Wet Sealers over bare steel or aluminum etch prime must first be applied.

Details on refinishing plastics can be found in PDS N7.1C

PROCESS NOTES

CHOICE OF HARDENER AND THINNER

Hardener and thinner selection will depend mainly on temperature, but also on air movement and size of repair.

P210-5475	HS Plus Surfacer / Sealer Hardener
P210-5476	Undercoat Hardener - Slow
P850-1772	Fast Reducer
P850-1775	Slow Reducer
P850-6910	Low Temperature Thinner
P850-6911	Mid Temperature Thinner
P850-6912	High Temperature Thinner
P850-1693	Thinner Mid Temperature
P850-1694	Thinner High Temperature
P850-1695	Thinner Very High Temperature

All drying times in this summary will depend on the film thickness applied and temperature.

For optimum performance, paint systems should not be applied cold. For best results, allow adequate time for paint to reach 70°F (21°C).

OPTIONAL ADDITIVES

No additional additives are required when painting plastics.
More details on refinishing plastics can be found in PDS N7.1C

RECOATABILITY

HS Plus Wet-on-Wet Sealer can be directly top coated with *Aquabase* Plus waterborne basecoat after:

1 coat: 15 minutes at 70°F (21°C)

If left to dry longer than 8 hours, sealer must be sanded prior to top coating. If dry film is below 0.7 mil after sanding, additional sealer must be applied.

THESE PRODUCTS ARE FOR PROFESSIONAL USE ONLY

HS Plus Wet-on-Wet Sealers

SPECTRAL GREYS

Aquabase Plus Spectral Grey Mixing Chart

P565-318x HS Plus Wet-on-Wet Sealers

This chart can be used to mix P565-318x HS Plus Wet-on-Wet Sealers. The SG01-SG07 ratios will help to achieve proper color match when used as a guide for mixing the Spectral Grey Wet-on-Wet Sealers

MIX RATIO BY VOLUME			MIX RATIO BY WEIGHT Cumulative Weight in Grams (Parts)			
Ratio			¼ Pint	½ Pint	1 Pint	1 Quart
SG01	P565-3181	4	125 (141)	250 (282)	499 (564)	999 (1127)
	Hardener	1	150 (169)	300 (338)	598 (675)	1197 (1350)
	Thinner	1	170 (192)	341 (384)	681 (768)	1361 (1536)
SG03	P565-3181 (70%)	2.67	83 (94)	166 (188)	333 (376)	666 (752)
	P565-3185 (30%)	1.33	125 (141)	250 (282)	500 (564)	1000 (1129)
	Hardener	1	150 (169)	299 (338)	599 (676)	1198 (1352)
	Thinner	1	170 (192)	341 (384)	681 (769)	1362 (1537)
SG05	P565-3185	4	125 (141)	251 (283)	501 (566)	1002 (1131)
	Hardener	1	150 (169)	300 (339)	600 (677)	1200 (1354)
	Thinner	1	171 (193)	341 (385)	682 (770)	1364 (1540)
SG06	P565-3185 (70%)	2.22	70 (79)	139 (157)	278 (314)	557 (628)
	P565-3187 (30%)	1.78	125 (141)	250 (172)	500 (564)	999 (1128)
	Hardener	1	150 (169)	299 (228)	598 (675)	1197 (1351)
	Thinner	1	170 (192)	340 (274)	681 (768)	1361 (1537)
SG07	P565-3187	4	124 (140)	249 (281)	498 (562)	995 (1123)
	Hardener	1	149 (168)	298 (337)	597 (673)	1193 (1347)
	Thinner	1	170 (192)	339 (383)	679 (766)	1358 (1532)

EQUIPMENT CLEANING

Approved NEXA AUTOCOLOR® or PPG Cleaning Solvent

VOC COMPLIANCE

To ensure accurate mixing, best performance & VOC compliance:

- Use the correct mixing ratio for the regulated areas.
- Do not add extra hardener, thinner or change the recommended mixing ratio.
- Do not use hardeners or thinners that are not specified in this process summary.
- Do not tint except where as referenced in the Spectral Grey chart.

THESE PRODUCTS ARE FOR PROFESSIONAL USE ONLY

HS Plus Wet-on-Wet Sealers

GENERAL PROCESS NOTES

RTS Combinations	P565-318X : P210-547X : P850-169X	P565-318X : P210-547X : P850-177X / P850-169X / P850-691X
Volume Ratio	4 : 1 : 1	4 : 1 : 1
Applicable Use Category	Primer Surfacer	Primer Surfacer
VOC Regulatory (g/L) (less water, less exempts)	114 - 248	230 - 319
VOC Regulatory (lbs./Gal) (less water, less exempts)	0.95 - 2.07	1.92 - 2.66
Solids vol. %	37.1 - 38.5	37.1 - 38.4
Solids wt. %	45.7 - 49.1	48.7 - 50.0
Sq. ft. coverage/ US Gal at 1 mil at 100% transfer	595 - 616	595 - 616

HEALTH AND SAFETY

See Safety Data Sheet and Labels for additional safety information and handling instructions.

- The contents of this package may have to be blended with other components before the product can be used. Before opening the packages, be sure you understand the warning messages on the labels and SDSs of all the components since the mixture will have the hazards of all of its parts.
- Improper handling and use, for example, poor spray technique, inadequate engineering controls and/or lack of proper Personal Protective Equipment (PPE), may result in hazardous conditions or injury.
- Follow spray equipment manufacturer's instructions to prevent personal injury or fire.
- Provide adequate ventilation for health and fire hazard control.
- Follow company policy, product SDS and respirator manufacturer's recommendations for selection and proper use of respiratory protection. Be sure employees are adequately trained on the safe use of respirators per company and regulatory requirements.
- Wear appropriate PPE such as eye and skin protection. In the event of injury, see first aid procedures on SDS.
- Always observe all applicable precautions and follow good safety and hygiene practices.

EMERGENCY MEDICAL OR SPILL CONTROL INFORMATION (412) 434-4515; IN CANADA (514) 645-1320

Materials described are designed for application by professional, trained personnel using proper equipment and are not intended for sale to the public. Products mentioned may be hazardous and should only be used according to direction, while observing precautions and warning statement listed on label. Statement and methods described are based upon the best information and practices known to PPG Industries. Procedures for applications mentioned are suggestions only and are not to be construed as representations or warranties as to performance, results or fitness for any intended use, nor does PPG Industries warrant freedom from patent infringement in the use of any formula or process set forth herein.

For further information please contact:



Nexa Autocolor - USA
19699 Progress Drive
Strongsville, OH 44149

Nexa Autocolor - Canada
2301 Royal Windsor Drive Unit #6
Mississauga, Ontario L5J 1K5