



ENVIROBASE®
HIGH PERFORMANCE

PPG's advanced waterborne basecoat system
ENGINEERED FOR EXCELLENCE



Product Information

EnviroFIVE

LVC-105

PRODUCTS

EnviroFIVE	LVC-105
Low VOC Hardener	LVH-555
Low VOC Thinners	LVT-520; LVT-530; LVT-540

PRODUCT DESCRIPTION

EnviroFIVE clear has been developed using the latest PPG clearcoat technology to enhance the innovative PPG *ENVIROBASE* High Performance basecoat system.

EnviroFIVE provides bodyshops with “Speed without compromise”. An easy to use clearcoat which combines the ultimate high speed drying, easy polish and unparalleled flexibility for all repairs. Unlike other fast clearcoats, *EnviroFIVE* dries in 5 min **at 60 degrees** or 20 min at 40 degrees and still delivers a market leading final appearance which can be polished right after cooling down. It comes with a smart and simple package with one hardener and dedicated thinners for varying temperature applications

PREPARATION OF SUBSTRATE



EnviroFIVE may only be applied to clean and dust free *ENVIROBASE* High Performance basecoat. The use of a clean tack rag is highly recommended to remove dust from the basecoat film.



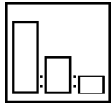
Fully cured PPG Refinish Clearcoats that have been degreased and sanded
Sound OEM Clearcoats that have been degreased and sanded

Substrates other than those stated should be tested before use, to ensure that the performance of the product is suitable for its intended use.

Application Guide

Mixing Ratio PRODUCT

LVC-105
LVH-555



THINNER

LVT- 5XX Thinner

PARTS

2 VOLUME
2 VOLUME

0.5 VOLUME

Thinner choice is dependant on temperature and the size of the area being coated.

NOTE: Where the temperature exceeds 35°C LVT-540 should be used

As is usual with UHS type clearcoats, cold product temperatures can lead to difficult application and overspray absorption. To avoid this it is recommended that ready for use product is applied at above 15°C

MIXING BY WEIGHT

The weights are cumulative - please do **NOT** tare the balance between additions.

Volume of RFU paint required (Litres)	LVC-105	LVH-555	LVT-520/30/40
100ml	45,7 g	91,2 g	101,4 g
200ml	91,4 g	182,5 g	202,8 g
250ml	114,3 g	228,1 g	253,4 g
330ml	150,9 g	301,1 g	334,5 g
500ml	228,7 g	456,2 g	506,9 g
750ml	343,0 g	684,3 g	760,3 g
1000ml	457,3 g	912,4 g	1013,8 g
1500ml	686,0 g	1368,7 g	1520,7 g
2000ml	914,7 g	1824,9 g	2027,6 g
2500ml	1143,3 g	2281,1 g	2534,4 g

THINNER SELECTION

Temperature application

Thinner

Up to 26°C

LVT-520

26 to 35°C


LVT-530

Over 35°C

LVT-540

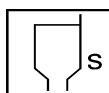
The choice of thinner is made relevant to the application temperature, air movement and the size of the area being clearcoated.

POTLIFE @ 20°C



1 hour

SPRAY VISCOSITY @ 20°C



16 - 18 Seconds (DIN4 at 20°C)

SPRAYGUN SETUP



1.2 - 1.3 Fluid Tip
(1.2 RP recommended)

SPRAY PRESSURE

HVLP / RP

2 – 2.2 bar

CONVENTIONAL

30 – 45 PSI / 200-300 KPA

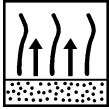
APPLICATION AND FLASH OFF



Two coat process

1 light/medium coat* followed by 1 full coat

*The first coat should be applied as a closed coat to all repair panels before the second coat is applied.



Flash between coats

less than 3 panels 1-2 minutes

more than 3 panels and large panels (e.g bonnets)

no flash is required

Flash off before bake or IR

No flash required

Recommended film thickness:

50-60 µm dry film thickness

CURING GUIDE

Through dry at 60°C*

5 minutes with LVT-520

10 minutes with LVT-530/540

Through dry at 40°C*

20 minutes with LVT-520

30 minutes with LVT-530/540

Through dry at 20°C Airdry

90 minutes with LVT-520

120 minutes with LVT-530/540

Through dry with IR
(medium wave)

6 minutes (dependant on colour)

Metal temperature 90°C-100°C



***Bake times are quoted at metal temperature. Additional time may be required if the metal is slow to reach the recommended temperature.**

OVERCOAT / RECOAT TIME



Sanding

Essential before recoating to ensure good adhesion

P500 (dry)

OVERCOAT / RECOAT TIME

- Force dry 60°C or IR

After cooling

- Air dry at 20°C

After air drying

OVERCOAT WITH

Any PPG PPG 2K Primer, or Envirobase HP



POLISHING

After the indicated baking time it is ready to polish after cooling down.

When air dried, it is ready to polish after 120 min @ 20°C

If left longer, polishing could become more difficult

Suggested process

Denib with P1200, followed by P1500 dry disc.

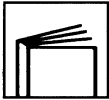
Dampen an Abralon 3000 disc or similar with clean water ensuring that the P1500 scratches are eliminated.

It is important to polish at minimum speed, to avoid the surface becoming too hot.

EQUIPMENT CLEANING

After use, clean all equipment thoroughly with cleaning solvent or thinner.

HEALTH AND SAFETY



Please refer to Material Safety Data Sheets for full Health and Safety details and product can labels.

Global Hardeners and activated *EnviroFLOW* contain isocyanate and therefore particular safety precautions must be taken.

Goggles must be worn when mixing and using to prevent accidental splashing into the eye. If contact occurs with eyes give prolonged irrigation with water and get medical attention immediately.

Good ventilation and extraction must be provided in the working environment.

Wear suitable protective equipment to prevent skin contact with this material.

When spraying this product the operator (and persons in vicinity) must wear suitable air-fed breathing apparatus.

Do not smoke whilst using this material.

This product is for professional use only.
The information given in this sheet is for guidance only. Any person using the product without first making further inquiries as to the suitability of the product for the intended purpose does so at his own risk and we can accept no liability for the performance of the product or for any loss or damage (other than death or personal injury resulting from our negligence) arising out of such use. The information contained in this sheet is liable to modification from time to time in the light of experience and our policy of continuous product development. Drying times quoted are average times at 20°C/68°F. Film thickness, humidity and shop temperature can all affect drying times.



PPG INDUSTRIES AUSTRALIA PTY LIMITED
McNaughton Road
Clayton VIC Australia 3168
Tel: 13 2424

Fax: 1800 800 819

PPG INDUSTRIES NEW ZEALAND PTY LIMITED
5 Vestey Drive Mt. Wellington
Auckland New Zealand
Tel: 0800 320 320
Fax: 0800 320 322