

DCC9300

CONCEPT® (DCC9300) Black Acrylic Urethane is a premium quality, single stage, two component finish product designed to offer exceptional gloss and appearance. It is available in conventional single-stage solid and metallic colors and can be used over all properly prepared OEM finishes and cured air dried finishes.

Concept DCC9300 is designed with today's high tech, high production shop in mind.



Features & Benefits

- Premium Gloss
- Excellent color match
- Can be air or force dried

Required Products

Hardener

DCX9 High Solids Hardener High Temp
DCX61 High Solids Hardener General Purpose
DFX11 SUPERCHARGER™ Low VOCHardener

Reducers

DT1565 Fast Thinner (55 to 65°F)
DT1575 Medium Thinner (65 to 77°F)
DT1585 Slow Thinner (77 to 90°F)
DT1595 Very Slow Thinner (95+°F)

Compatible Surfaces

Concept DCC9300 may be applied over:

- Cleaned and sanded OEM finishes
- DPLF Epoxy Primer
- DPLV 2.1 VOC Epoxy Primer
- *Deltron* Plastic Adhesion Promoter
- *Deltron* Primer Surfacer and Sealers
- ONECHOICE® Primer Surfacer and Sealers
- *OneChoice* Etch Primers*
- *OneChoice* Plastic Adhesion Promoters

Surface Preparation:



DCC9300 color is designed to be applied over properly cleaned, sanded and primed surfaces.



- Wash painted surfaces thoroughly with soap and water to remove water-soluble contaminants, then clean appropriate PPG cleaner
- Sand with 400-600 grit sandpaper or equivalent.
- Re-clean with appropriate PPG cleaner.
- Prime or seal as needed.



Mix Ratio:



With DCX9 or DCX61 Hardener

DCC9300 : **DCX9 or DCX61** : **DT Reducer**
 4 : 1 : 2



With DFX11 Hardener

DCC9300 : **DFX11** : **DT Reducer**
 2 : 2 : 1

Pot Life:



Pot Life:

1-3 hours at 70°F (21°C) for 4:1:2 mixture
 1-2 hours at 70°F (21°C) for 2:2:1 mixture

Additives:



Flexing DCC9300 Options:

SL814 Universal Flexibilizer:

Use the following ratio with DCX9 or DCX61 Hardener

DCC9300 : **DCX9 or DCX61** : **DT Reducer** : **SL814**
 2 : 1 : 1 : 1

SL84 Accelerator:

up to 1 oz. per RTS quart (with DCX hardener only)

SL87 Extender:

up to ½ oz. per RTS quart (with DCX hardener only)

DXR81 Accelerator:

up to ½ oz. per RTS quart (when using DFX11)

DX73 Fisheye Eliminator:

up to ½ oz. Per RTS quart

**Air Pressure and
Spraygun
Set-Up:**



HVLP:

8-10 psi at the air cap

Compliant:

29-40 psi at the gun

Gun Setup:

1.3-1.6 mm or equivalent



Note: For best overall results, refer to spraygun manufacturer's recommendations for inlet air pressures

Application:



Apply:

2 wet coats or until hiding is achieved








Spray Viscosity:

18-22 seconds #2 Zahn

Total Recommended Dry Film:

2.0-3.0 mils

<p>Drying Times:</p>     	<p>Between Coats at 70°F (21°C): <u>w/DCX9/DCX61</u> 10-15 minutes</p>	<p><u>DFX11</u> 5-10 minutes</p>
	<p>Air Dry at 70°F (21°C):</p> <p>Air Dry: 6-8 hours Dust Free: 30-50 minutes Tape Free: 8-10 hours</p>	<p>6-8 hours 10-15 minutes 8-10 hours</p>
	<p>Force Dry at 140°F (60°C):</p> <p>Purge Time: 0-10 minutes Bake: 40 minutes</p>	<p>0-10 minutes 15-30 minutes</p>
	<p>IR (Infrared):</p> <p>Medium Wave: 10-15 minutes depending on color Short Wave: 8 minutes depending on color</p>	
	<p>Dry to Recoat:</p> <p>Air Dry: After 8 hours at 70°F (21°C) Force Dry: After cool down</p>	

DCC9300 Color must be sanded before recoating with primer, color, or clear.

Blending: DCC9300 Color may also be blended by mixing RTS DCC9300 Color with an equal amount of SX840 Blend-Ease Universal Blending Solvent. (See P-235 for instructions). Apply this “over” reduced material to the dry edges. If additional blending is necessary, reduce the blend mixture with another equal part of SX840. Straight SX840 may also be misted onto the blend edge.

Note: Spot repairs cannot be done on OE or Refinish lacquers due to adhesion problems. Lacquer panel repairs must be sanded and sealed prior to applying DCC9300 Color

Polishing: After 24 hours at 70°F (21°C) DCC9300 can be sanded with 1200-2000 grit sandpaper and compounded. In all cases, use a fine compound and polishing pad.

Note: If sanding and/or polishing is required, an extra coat of DCC9300 color is recommended.

Compatible Clearcoats:

- DC3000 *Deltron* High Velocity Clearcoat
- DC4000 *Deltron* Velocity Premium Clearcoat
- DCU2002 *Concept* Urethane Clear
- DCU2021 *Concept* Urethane Clear
- DCU2042 Low VOC Speed Clear

Equipment Cleaning: Spray guns, gun cups, storage pots, etc., should be cleaned thoroughly after each use with any appropriate PPG general purpose solvent.

Clearcoating Specifics:

To enhance final appearance and improve buffing the following options can be used:

Option 1 - Clearcoat:

Dry time to Clearcoat

Hardener in DCC9300 Solid Black Color

DCX9 or DCX61	2 hours
DFX11	1 hour

Option 2 - Clear mixed with the last coat of DCC9300 Color:

- RTS DCU2002, DCU2021, & DCU2042 with DCX Hardeners can be mixed with RTS DCC9300 Color with DCX Hardeners.
- RTS DCU2002 & DCU2021 with DFX11 Hardeners can be mixed with RTS DCC9300 Color with DFX11 Hardeners.

For best results allow 15-20 minutes flash before mixing clears into last coat.

Technical Data:	DCC9300 : DCX9/61 : DT	DCC9300 : DFX11 : DT
Volume Ratio	4 : 1 : 2	2 : 2 : 1
Applicable Use Category	Single Stage	Single Stage
VOC Actual (g/L)	455-563	455-563
VOC Actual (lbs./ gal)	3.8-4.7	3.8-4.7
Solids vol. %	32.3-39.5%	32.5-37.5%
Solids wt. %	42.2-54.7%	41.2-50.6%
Sq. ft. coverage ./ US gal. (1 mil. At 100% transfer efficiency)	518-634	521-602

See Safety Data Sheet and Labels for additional safety information and handling instructions.

Important: The contents of this package must be blended with other components before the product can be used. Before opening the packages, be sure you understand the warning messages on the labels of all components since the mixture will have the hazards of all its parts. Improper spray technique may result in a hazardous condition. Follow spray equipment manufacturer’s instructions to prevent personal injury or fire. Follow directions for respirator use. Wear eye and skin protection. Observe all applicable precautions.

EMERGENCY MEDICAL OR SPILL CONTROL INFORMATION (412) 434-4515; IN CANADA (514) 645-1320

Materials described are designed for application by professional, trained personnel using proper equipment and are not intended for sale to the public. Products mentioned may be hazardous and should only be used according to direction, while observing precautions and warning statements listed on label. Statements and methods described are based upon the best information and practices known to PPG Industries. Procedures for applications mentioned are suggestions only and are not to be construed as representations or warranties as to performance, results, or fitness for any intended use, nor does PPG Industries warrant freedom from patent infringement in the use of any formula or process set forth herein.


PPG Automotive Refinish
19699 Progress Drive
Strongsville, OH 44149
800.647.6050

PPG Canada Inc.
2301 Royal Windsor Drive, Unit #6
Mississauga, Ontario L5J 1K5
888.310.4762

Follow us online:



www.ppgrefinish.com



© 2025 PPG Industries, Inc. All rights reserved.

The PPG Logo, Concept, Deltron, and OneChoice are registered trademarks and We protect and beautify the world and Supercharger are trademarks of PPG Industries Ohio, Inc.